

**Geberit Whiteline**

 **GEBERIT**



Dieter Lienhard  
Sales Engineer

**Welcome**

**Grüezi**



# Geberit Cistern




How it began and where we are today

1905 Wooden Cistern

1965 First concealed cistern

2006 Geberit Kombifix





# Geberit PreWall Installation



**What are the requirements on a bathroom today**








# Geberit Design Range



## Geberit Flush Actuators



Reliable and attractively designed, Geberit flush actuators give every toilet character

# Geberit Kombifix Installations



## Features with Wall Hung WC

### Hygienic



Clean + Practical

### Easy Installation



WC Fixation, Connection  
Preinstalled

### Tried + Tested

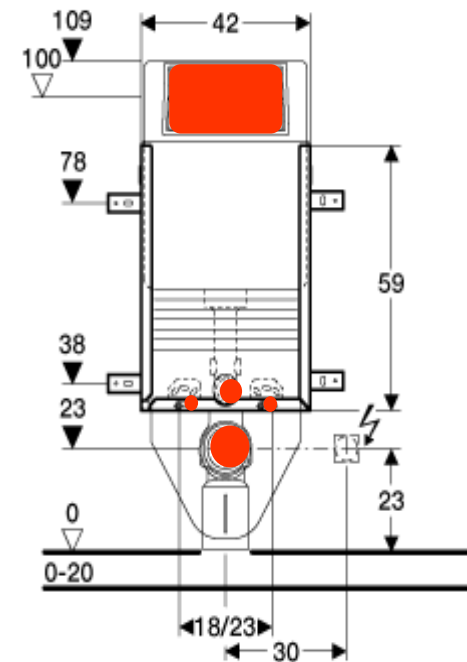
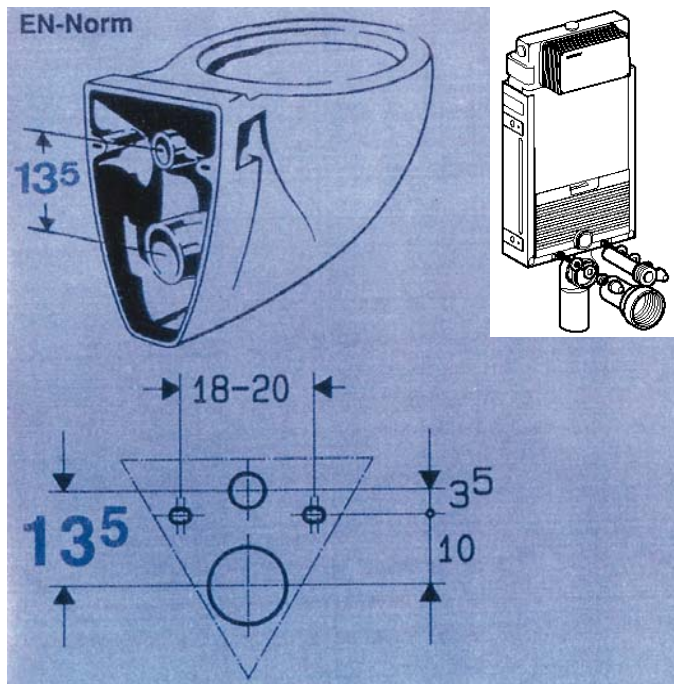


Guaranteed  
mechanical load up to 400 kg

# Geberit PreWall Installations



## EN 38, the norm for Wall-hung WC



**Geberit Installation elements fit to all European wall-hung WC's**



# Geberit PreWall Installations



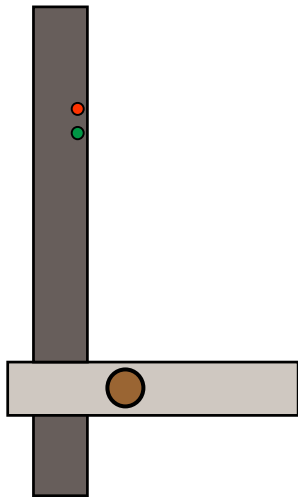
## Geberit Kombifix for Brickwall Installations



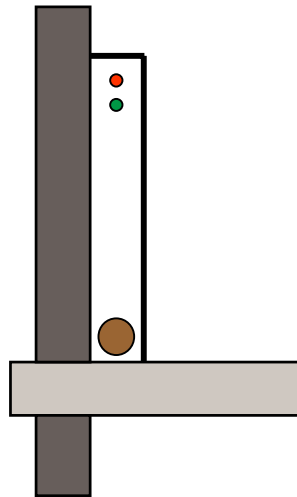


## What is a PreWall Installation and what are the benefits

**Conventional installation**



**Pre-wall installation**



- Complete installation mounted in front of a wall
- Additional panelling with: panels or brickwork
- Introducing the whole installation technique into the pre wall
- Wall hung sanitary ceramics
- Pipes do not touch building structure
- No extra space required

Pre-wall installation solves the problems of conventional installation methods



# Geberit PreWall Installation



## Problems with Conventional Installation Methods

- Unqualified static weakening of walls
- Insufficient noise protection
- Insufficient fire protection
- Insufficiently insulated pipes

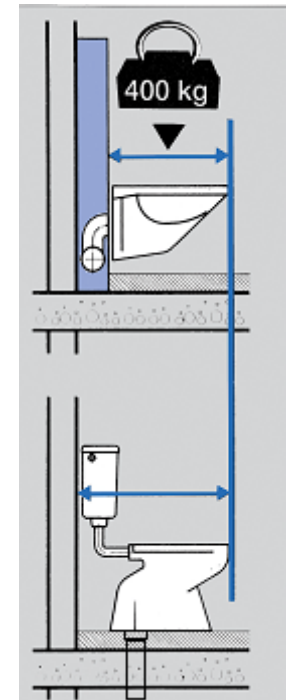




# Geberit PreWall Installation



**PreWall Installation to avoid.....the following situations:**





# Geberit PreWall Installation



## Geberit Duofix for Drywall Installations




# Geberit PreWall Installations



## Geberit GIS Installation System



Prefabrication in the workshop




Ready for Installation: prefabricated elements



# Geberit PreWall Installations

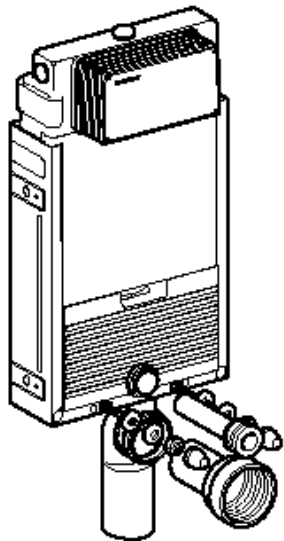
**GIS-just simple!**

**GEBERIT**

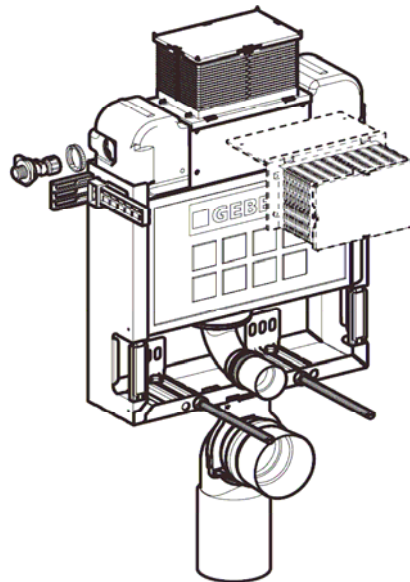


# Geberit Product Range


For every Application and Budget




Geberit Standard  
110.850.00.1



Geberit UP200  
height 82cm  
110.250.00.1





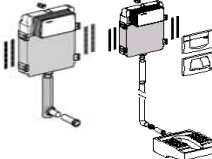









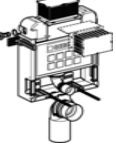
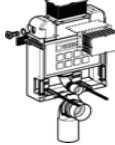
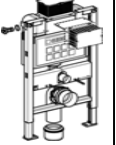
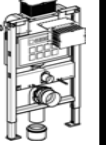









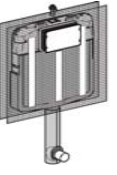

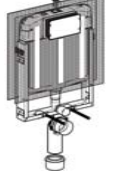
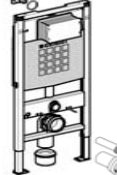


Geberit Design  
110.350.00.1



Geberit Duofix  
111.300.00.1

# Geberit Cisterns and Flush Actuators

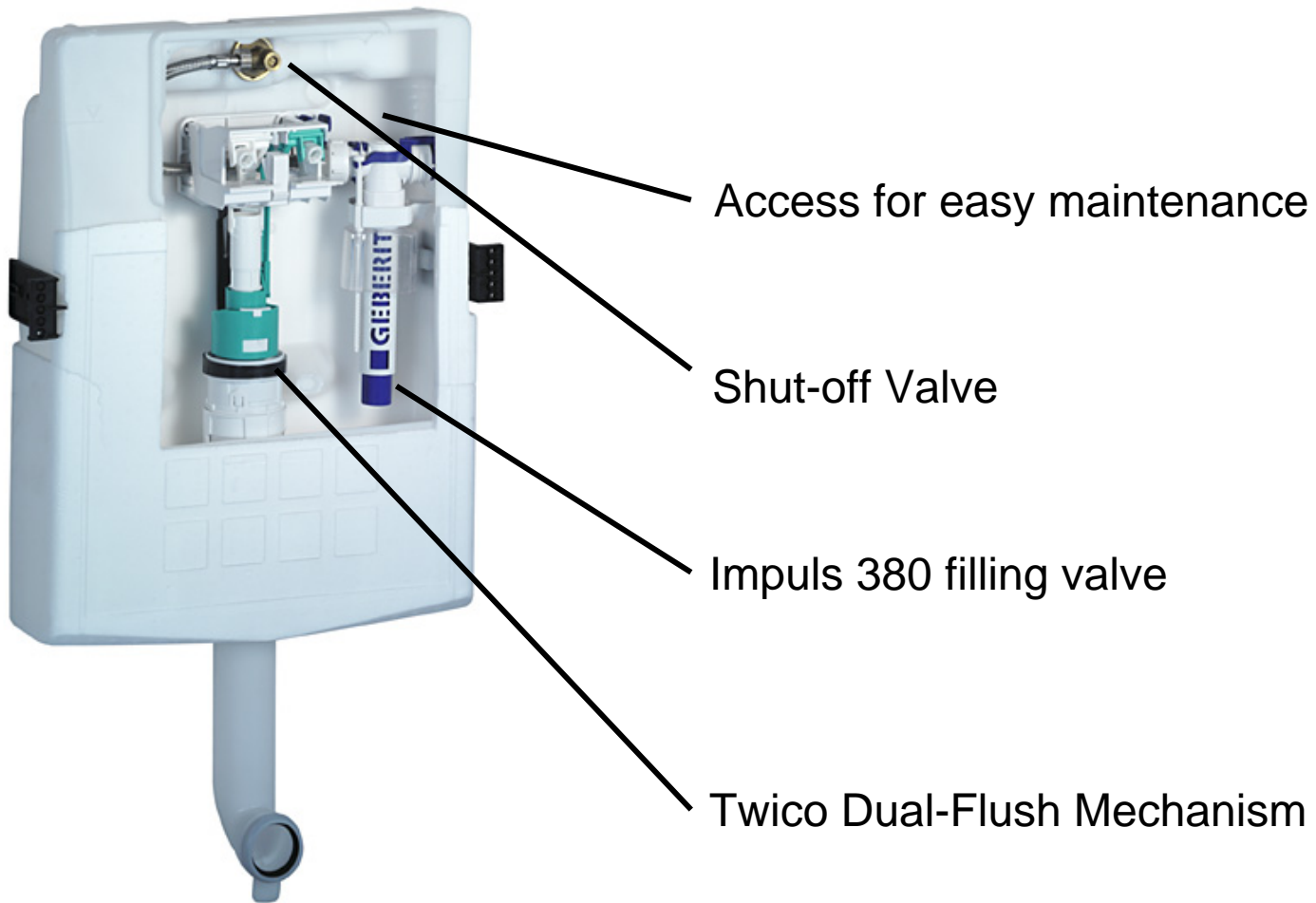
	Geberit Flush Actuators			Compatible Cistern							
	Dual Flush	Flush/Stop	Access cover for pneumatic remote actuator	Floor mounted WC Oriental WC Concealed cistern	Wall-hung WC Kombifix for Brick wall installation	Wall-hung WC Duofix for dry-wall installation	120mm	90mm	120mm	90mm	120mm
<b>Standard</b>	 115.888.xx.1 Twinline	 115.222.xx.1 200 F / Jazzline   115.15x.xx.1 Highline	 115.398.xx.1	 110.845.00.1	 110.745.00.1	 110.850.00.1	 110.755.00.1	 111.100.00.1			
				120mm	90mm	120mm	90mm	120mm			
<b>Design</b>	 115.228.xx.1 Kappa20   115.258.xx.1 Kappa50		 115.680.xx.1	 109.201.00.1	 109.210.00.1	 110.250.00.1	 110.255.00.1	 111.240.00.1	 111.290.00.1		
				Height 820mm	Height 980mm	Height 820mm	Height 980mm	Height 820mm	Height 980mm		
	 115.770.xx.1 Samba   115.780.xx.1 Twist   115.777.xx.1 Bolero	 115.750.xx.1 Rumba   115.760 xx.1 Tango   115.751.00.1 Mambo	 115.765.xx.1   115.798.00.1	 109.300.00.1	 109.765.00.1	 110.350.00.1	 110.765.00.1	 111.300.00.1			
			120mm	80mm	120mm	80mm	120mm				



# Geberit Concealed Cisterns



## Heart of the Cistern



# Geberit Filling Valve

## Impuls 380



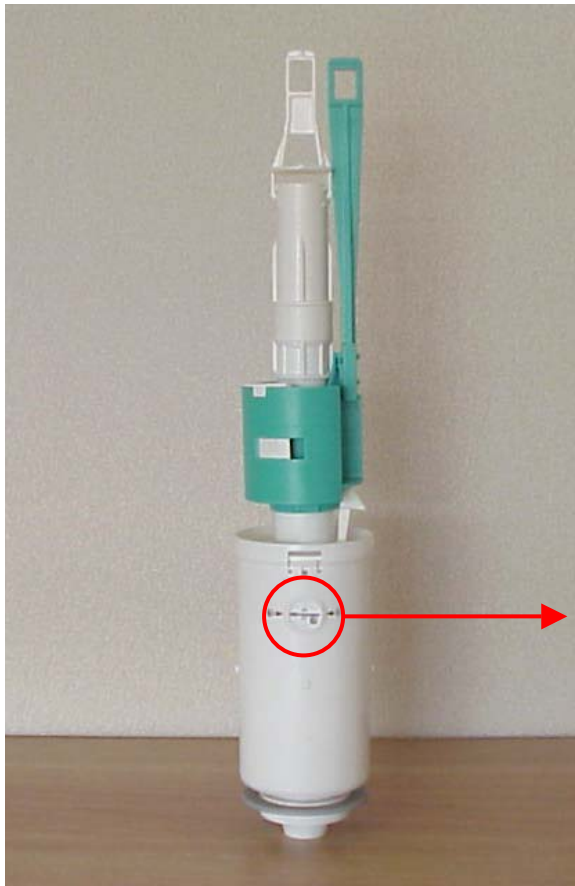
Every Geberit Cistern is equipped with Geberit Impuls 380 filling valve

- Maintenance free
- Fast filling (30 seconds)
- 0.1 up to 10 bar
- Very silent
- 6 cistern on a 1/2" pipe  
small load on water supply system

# Geberit Flush Mechanism



## Twico Flush Mechanism (Standard range)




Every Geberit cistern is equipped with a Geberit Twico (Dual) Flush Mechanism


The mechanism can be adjusted to:

6 / 9 litre full flush and

3 to 4.5 litre part flush



Hole open →  
full flush 6 litre




Hole closed →  
full flush 9 litre

# Geberit Flush Mechanism



## Twico Flush Mechanism (Design range)



Every Geberit cistern is equipped with a Geberit Twico (Dual) Flush Mechanism

The mechanism can be adjusted to:

6 to 7.5 litre full flush and

3 to 4.5 litre part flush



3 and 6 flush litre

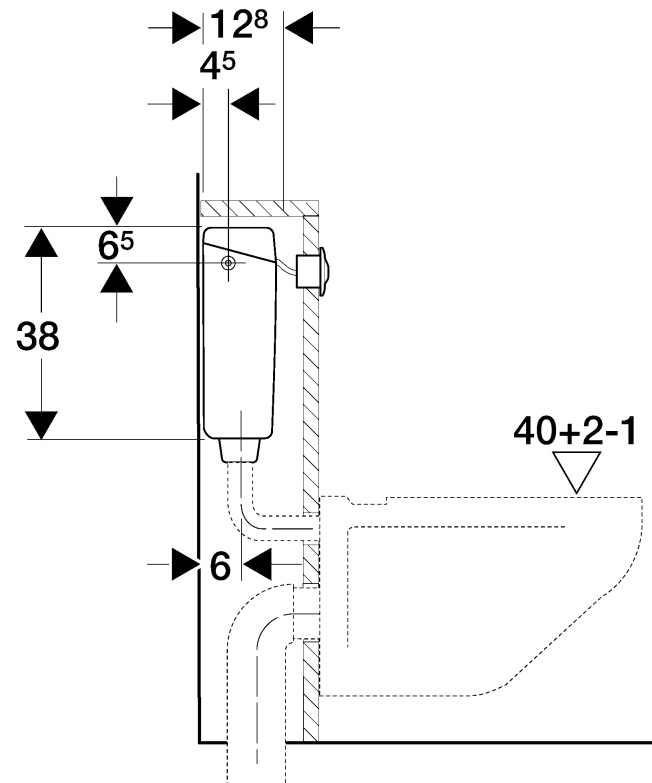


4,5 and 7,5 litre flush

# Geberit PreWall Installations



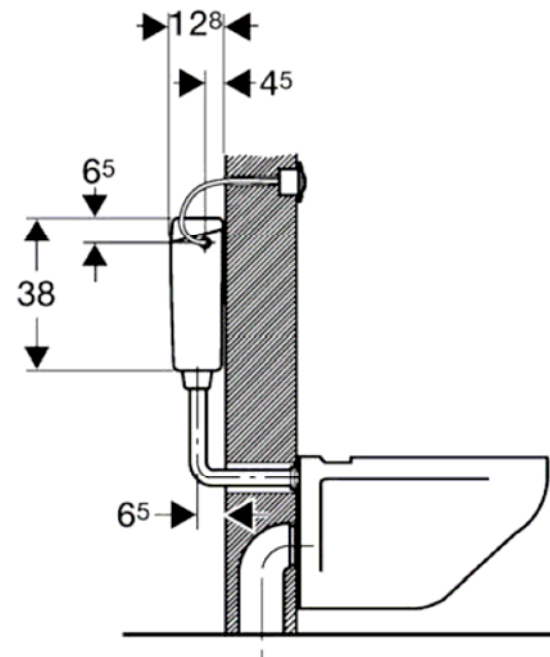
## Geberit Pneumatic Cistern



# Geberit Duct Installation



## Geberit Pneumatic Cistern



Geberit Pneumatic Duct Cistern  
Art.123.13x.1

# Geberit PreWall Installations



## Geberit Concealed Cistern for Oriental WC



- Water Saving
- Hygienic
- Geberit Bathroom Layouts
- Geberit Installation System
- Dual Flush

# Geberit PreWall-Installation

## Conclusion

- Design freedom
  - Modern bathroom layouts
  - Attractive appearance
  - Space saving (InWall application)
  - Shelf creates additional space (PreWall application)
- Simplified Construction
  - PreWall avoids excessive chasing of structure
  - Kombifix offers premounted connections
  - Shortening construction time
- Added value
  - High Hygienic Performance
  - Prevention of sound transmission
  - 10 years Guarantee
- Economics
  - Water saving
  - Cost saving





**Geberit Training**

**■ GEBERIT**

**■ GEBERIT**

Dieter Lienhard  
Sales Engineer